



Census 2020, Explained

How It Works and What's at Stake for Massachusetts

Wednesday, October 24, 2018

8:30-10:30 a.m.

BOSTON INDICATORS
MEASURING WHAT WE VALUE

 Massachusetts Census Equity Fund 2020

Census 101

The Original 1790 Census

The Return for SOUTH CAROLINA having been made since the foregoing Schedule was originally printed, the whole Enumeration is here given complete, except for the N. Western Territory, of which no Return has yet been published.

DISTRICTS	Free white Males of 16 years and upwards, including heads of families.	Free white Males under sixteen years.	Free white Females, including heads of families.	All other free persons.	Slaves.	Total.
Vermont	22435	22328	40505	255	16	85539
N. Hampshire	36086	34851	70160	630	158	141885
Maine	24384	24748	46870	538	NONE	96540
Massachusetts	95453	87289	190582	5403	NONE	378787
Rhode Island	16019	15799	32652	3407	948	68825
Connecticut	60523	54403	117448	2808	2764	237946
New York	83700	78122	152320	4654	21324	340120
New Jersey	45251	41416	83287	2762	11423	184139
Pennsylvania	110788	106948	206363	6537	3737	434373
Delaware	11783	12143	22384	3899	8887	59094
Maryland	55915	51339	101395	8043	103036	319728
Virginia	110936	116135	215046	12866	292627	747610
Kentucky	15154	17057	28922	114	12430	73677
N. Carolina	69988	77506	140710	4975	100572	393751
S. Carolina	35576	37722	66880	1801	107094	249073
Georgia	13103	14044	25739	398	29264	82548
	807094	791850	1541263	59150	694280	3893635
Total number of Inhabitants of the United States exclusive of S. Western and N. Territory.	Free white Males of 21 years and upwards.	Free white Males under 21 years of age.	Free white Females.	All other free persons.	Slaves.	Total
S. W. territory	6271	10277	15365	361	3417	35691
N. Ditto	—	—	—	—	—	—

1. Name of the head of the family
2. # of free white males 16 y.o.+
3. # of free white males <16 y.o.
4. # of free white females
5. # of all other free persons
6. # of slaves

Planned Questions for 2020 Census

Start here OR go online at survey.census.gov to complete the 2018 Census Test.

Use a blue or black pen.

Before you answer Question 1, count the people living in this house, apartment, or mobile home using our guidelines.

- Count all people, including babies, who live and sleep here most of the time.
- If no one lives and sleeps at this address most of the time, go online at survey.census.gov or call the number on page 8.

The census must also include people without a permanent place to live, so:

- If someone who does not have a permanent place to live is staying here on April 1, 2018, count that person.

The Census Bureau also conducts counts in institutions and other places, so:

- Do not count anyone living away from here, either at college or in the Armed Forces.
- Do not count anyone in a nursing home, jail, prison, detention facility, etc., on April 1, 2018.
- Leave these people off your questionnaire, even if they will return to live here after they leave college, the nursing home, the military, jail, etc. Otherwise, they may be counted twice.

1. How many people were living or staying in this house, apartment, or mobile home on April 1, 2018?

Number of people =

2. Were there any additional people staying here on April 1, 2018 that you did not include in Question 1?

Mark all that apply.

- Children, related or unrelated, such as newborn babies, grandchildren, or foster children
- Relatives, such as adult children, cousins, or in-laws
- Nonrelatives, such as roommates or live-in babysitters
- People staying here temporarily
- No additional people

3. Is this house, apartment, or mobile home — Mark ONE box.

- Owned by you or someone in this household with a mortgage or loan? *Include home equity loans.*
- Owned by you or someone in this household free and clear (without a mortgage or loan)?
- Rented?
- Occupied without payment of rent?

4. What is your telephone number?

We will only contact you if needed for official Census Bureau business.

Telephone Number - -

FORM DH-61 (12-27-2017)

Person 1

5. Please provide information for each person living here. If there is someone living here who pays the rent or owns this residence, start by listing him or her as Person 1. If the owner or the person who pays the rent does not live here, start by listing any adult living here as Person 1.

What is Person 1's name? *Print name below.*

First Name MI

Last Name(s)

6. What is Person 1's sex? Mark ONE box.

- Male
- Female

7. What is Person 1's age and what is Person 1's date of birth? For babies less than 1 year old, do not write the age in months. Write 0 as the age.

Age on April 1, 2018 years

Print numbers in boxes.

Month Day Year of birth

→ NOTE: Please answer BOTH Question 8 about Hispanic origin and Question 9 about race. For this census, Hispanic origins are not races.

8. Is Person 1 of Hispanic, Latino, or Spanish origin?

Mark one or more boxes AND print origins.

- No, not of Hispanic, Latino, or Spanish origin
- Yes, Mexican, Mexican Am., Chicano
- Yes, Puerto Rican
- Yes, Cuban
- Yes, another Hispanic, Latino, or Spanish origin — *Print, for example, Salvadoran, Dominican, Colombian, Guatemalan, Spaniard, Ecuadorian, etc.*

9. What is Person 1's race?

Mark one or more boxes AND print origins.

- White — *Print, for example, German, Irish, English, Italian, Lebanese, Egyptian, etc.*

- Black or African Am. — *Print, for example, African American, Jamaican, Haitian, Nigerian, Ethiopian, Somali, etc.*

- American Indian or Alaska Native — *Print name of enrolled or principal tribe(s), for example, Navajo Nation, Blackfeet Tribe, Mayan, Aztec, Native Village of Barrow Inupiat Traditional Government, Nome Eskimo Community, etc.*

- Chinese
- Filipino
- Asian Indian
- Vietnamese
- Korean
- Japanese
- Native Hawaiian
- Samoan
- Chamorro

- Other Asian — *Print, for example, Pakistani, Cambodian, Hmong, etc.*
- Other Pacific Islander — *Print, for example, Tongan, Fijian, Marshallese, etc.*

- Some other race — *Print race or origin.*

→ If more people were counted in Question 1 on the front page, continue with Person 2 on the next page.

Planned Questions for 2020 Census

1. Print name of Person 2

First Name MI

Last Name(s)

2. Does this person usually live or stay somewhere else?
Mark all that apply.

No

Yes, for college Yes, with a parent or other relative

Yes, for a military assignment Yes, at a seasonal or second residence

Yes, for a job or business Yes, in a jail or prison

Yes, in a nursing home Yes, for another reason

3. How is this person related to Person 1? Mark ONE box.

Opposite-sex husband/wife/spouse

Opposite-sex unmarried partner

Same-sex husband/wife/spouse

Same-sex unmarried partner

Biological son or daughter

Adopted son or daughter

Stepson or stepdaughter

Brother or sister

Father or mother

Grandchild

Parent-in-law

Son-in-law or daughter-in-law

Other relative

Roommate or housemate

Foster child

Other nonrelative

4. What is this person's sex? Mark ONE box.

Male Female

5. What is this person's age and what is this person's date of birth? For babies less than 1 year old, do not write the age in months. Write 0 as the age.

Age on April 1, 2018 Print numbers in boxes.

_____ years Month Day Year of birth

_____ _____ _____ _____

6. Is this person of Hispanic, Latino, or Spanish origin?
Mark one or more boxes AND print origins.

No, not of Hispanic, Latino, or Spanish origin

Yes, Mexican, Mexican Am., Chicano

Yes, Puerto Rican

Yes, Cuban

Yes, another Hispanic, Latino, or Spanish origin – Print, for example, Salvadoran, Dominican, Colombian, Guatemalan, Spaniard, Ecuadorian, etc. _____

7. What is this person's race?
Mark one or more boxes AND print origins.

White – Print, for example, German, Irish, English, Italian, Lebanese, Egyptian, etc. _____

Black or African Am. – Print, for example, African American, Jamaican, Haitian, Nigerian, Ethiopian, Somali, etc. _____

American Indian or Alaska Native – Print name of enrolled or principal tribe(s), for example, Navajo Nation, Blackfeet Tribe, Mayan, Aztec, Native Village of Barrow Inupiat Traditional Government, Nome Eskimo Community, etc. _____

Chinese Vietnamese Native Hawaiian

Filipino Korean Samoan

Asian Indian Japanese Chamorro

Other Asian – Print, for example, Pakistani, Cambodian, Hmong, etc. _____

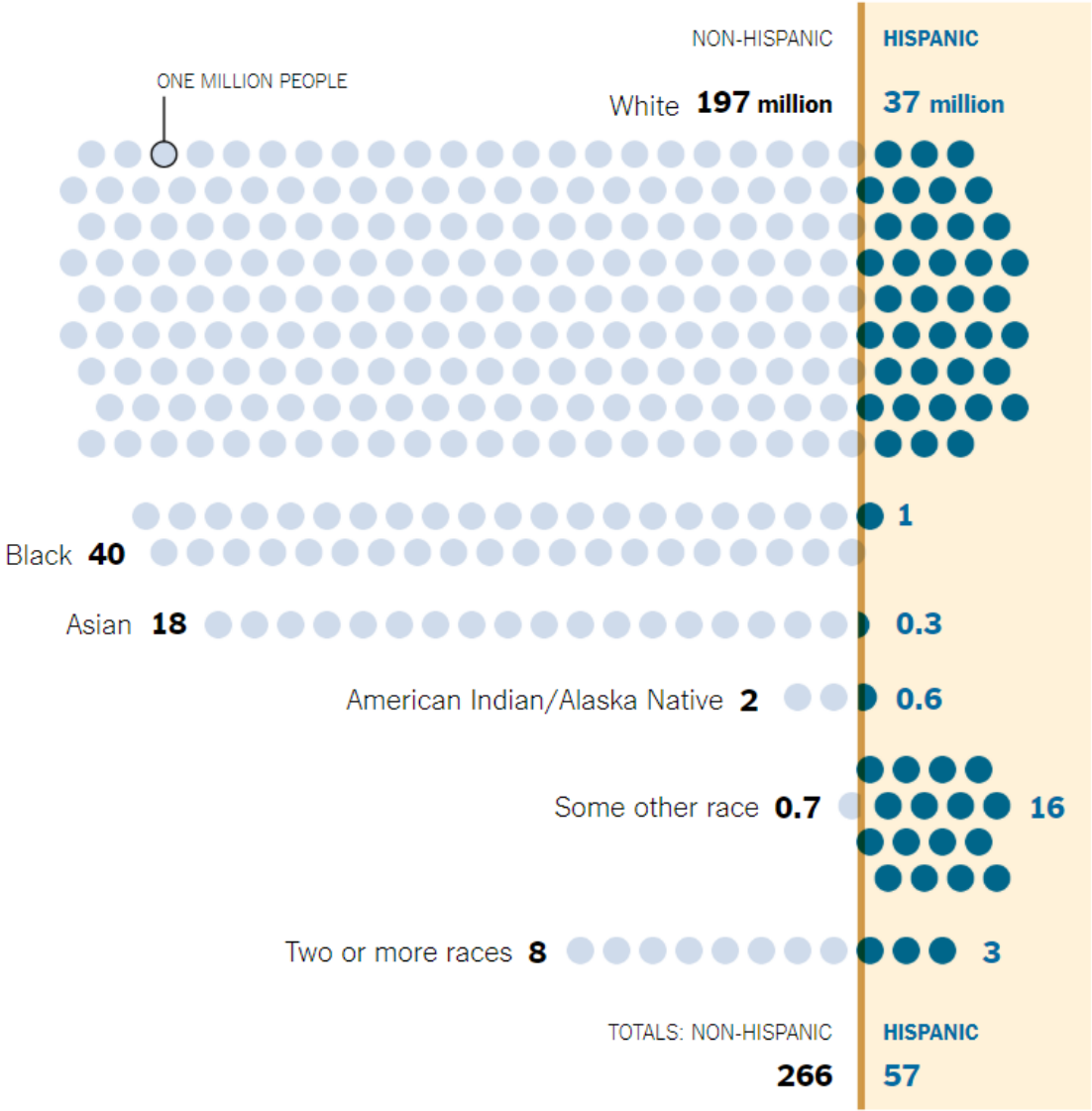
Other Pacific Islander – Print, for example, Tongan, Fijian, Marshallese, etc. _____

Some other race – Print race or origin. _____

→ NOTE: Please answer BOTH Question 6 about Hispanic origin and Question 7 about race. For this census, Hispanic origins are not races.

→ If more people were counted in Question 1 on the front page, continue with Person 3 on the next page.

The current race/ethnicity questions doesn't always reflect how people identify.



Totals rounded to nearest whole million. Asian figures include Native Hawaiian and Pacific Islander.

Source: "The Americans Our Government Won't Count," Alex Wagner, NYT, 3/30/18

Alternative
Approach
(not adopted)

8. What is Person 1's race or ethnicity?
 Mark all boxes that apply **AND** print ethnicities in the spaces below.
 Note, you may report more than one group.

WHITE – Provide details below.

German Irish English
 Italian Polish French

Print, for example, Scottish, Norwegian, Dutch, etc.

HISPANIC, LATINO, OR SPANISH – Provide details below.

Mexican or Mexican American Puerto Rican Cuban
 Salvadoran Dominican Colombian

Print, for example, Guatemalan, Spaniard, Ecuadorian, etc.

BLACK OR AFRICAN AMERICAN – Provide details below.

African American Jamaican Haitian
 Nigerian Ethiopian Somali

Print, for example, Ghanaian, South African, Barbadian, etc.

ASIAN – Provide details below.

Chinese Filipino Asian Indian
 Vietnamese Korean Japanese

Print, for example, Pakistani, Cambodian, Hmong, etc.

AMERICAN INDIAN OR ALASKA NATIVE – Print, for example, Navajo Nation, Blackfeet Tribe, Mayan, Aztec, Native Village of Barrow Inupiat Traditional Government, Tlingit, etc.

MIDDLE EASTERN OR NORTH AFRICAN – Provide details below.

Lebanese Iranian Egyptian
 Syrian Moroccan Israeli

Print, for example, Algerian, Iraqi, Kurdish, etc.

NATIVE HAWAIIAN OR OTHER PACIFIC ISLANDER – Provide details below.

Native Hawaiian Samoan Chamorro
 Tongan Fijian Marshallese

Print, for example, Palauan, Tahitian, Chuukese, etc.

SOME OTHER RACE OR ETHNICITY – Print details.

2020
Approach

→ **NOTE:** Please answer **BOTH** Question 8 about Hispanic origin and Question 9 about race. For this census, Hispanic origins are not races.

8. Is Person 1 of Hispanic, Latino, or Spanish origin?
 Mark one or more boxes **AND** print origins.

No, not of Hispanic, Latino, or Spanish origin
 Yes, Mexican, Mexican Am., Chicano
 Yes, Puerto Rican
 Yes, Cuban
 Yes, another Hispanic, Latino, or Spanish origin – Print, for example, Salvadoran, Dominican, Colombian, Guatemalan, Spaniard, Ecuadorian, etc.

9. What is Person 1's race?
 Mark one or more boxes **AND** print origins.

White – Print, for example, German, Irish, English, Italian, Lebanese, Egyptian, etc.

Black or African Am. – Print, for example, African American, Jamaican, Haitian, Nigerian, Ethiopian, Somali, etc.

American Indian or Alaska Native – Print name of enrolled or principal tribe(s), for example, Navajo Nation, Blackfeet Tribe, Mayan, Aztec, Native Village of Barrow Inupiat Traditional Government, Nome Eskimo Community, etc.

Chinese Vietnamese Native Hawaiian
 Filipino Korean Samoan
 Asian Indian Japanese Chamorro
 Other Asian – Print, for example, Pakistani, Cambodian, Hmong, etc. Other Pacific Islander – Print, for example, Tongan, Fijian, Marshallese, etc.

Some other race – Print race or origin.

Formalized collection of same-sex household information

1. Print name of Person 2

First Name MI

Last Name(s)

2. Does this person usually live or stay somewhere else?
Mark all that apply.

No

Yes, for college Yes, with a parent or other relative

Yes, for a military assignment Yes, at a seasonal or second residence

Yes, for a job or business Yes, in a jail or prison

Yes, in a nursing home Yes, for another reason

3. How is this person related to Person 1? Mark ONE box.

Opposite-sex husband/wife/spouse

Opposite-sex unmarried partner

Same-sex husband/wife/spouse

Same-sex unmarried partner

Biological son or daughter

Adopted son or daughter

Stepson or stepdaughter

Brother or sister

Father or mother

Grandchild

Parent-in-law

Son-in-law or daughter-in-law

Other relative

Roommate or housemate

Foster child

Other nonrelative

4. What is this person's sex? Mark ONE box.

Male Female

5. What is this person's age and what is this person's date of birth? For babies less than 1 year old, do not write the age in months. Write 0 as the age.

Age on April 1, 2018 years

Print numbers in boxes.
Month Day Year of birth

NOTE: Please answer BOTH Question 6 about Hispanic origin and Question 7 about race. For this census, Hispanic origins are not races.

6. Is this person of Hispanic, Latino, or Spanish origin?
Mark one or more boxes AND print origins.

No, not of Hispanic, Latino, or Spanish origin

Yes, Mexican, Mexican Am., Chicano

Yes, Puerto Rican

Yes, Cuban

Yes, another Hispanic, Latino, or Spanish origin - Print, for example, Salvadoran, Dominican, Colombian, Guatemalan, Spaniard, Ecuadorian, etc.

7. What is this person's race?
Mark one or more boxes AND print origins.

White - Print, for example, German, Irish, English, Italian, Lebanese, Egyptian, etc.

Black or African Am. - Print, for example, African American, Jamaican, Haitian, Nigerian, Ethiopian, Somali, etc.

American Indian or Alaska Native - Print name of enrolled or principal tribe(s), for example, Navajo Nation, Blackfeet Tribe, Mayan, Aztec, Native Village of Barrow Inupiat Traditional Government, Nome Eskimo Community, etc.

Chinese Vietnamese Native Hawaiian

Filipino Korean Samoan

Asian Indian Japanese Chamorro

Other Asian - Print, for example, Pakistani, Cambodian, Hmong, etc.

Other Pacific Islander - Print, for example, Tongan, Fijian, Marshallese, etc.

Some other race - Print race or origin.

→ If more people were counted in Question 1 on the front page, continue with Person 3 on the next page.

The annual **American Community Survey (ACS)** continues to supplement the decennial **Census**, gathering much more detailed **socio-economic data**.

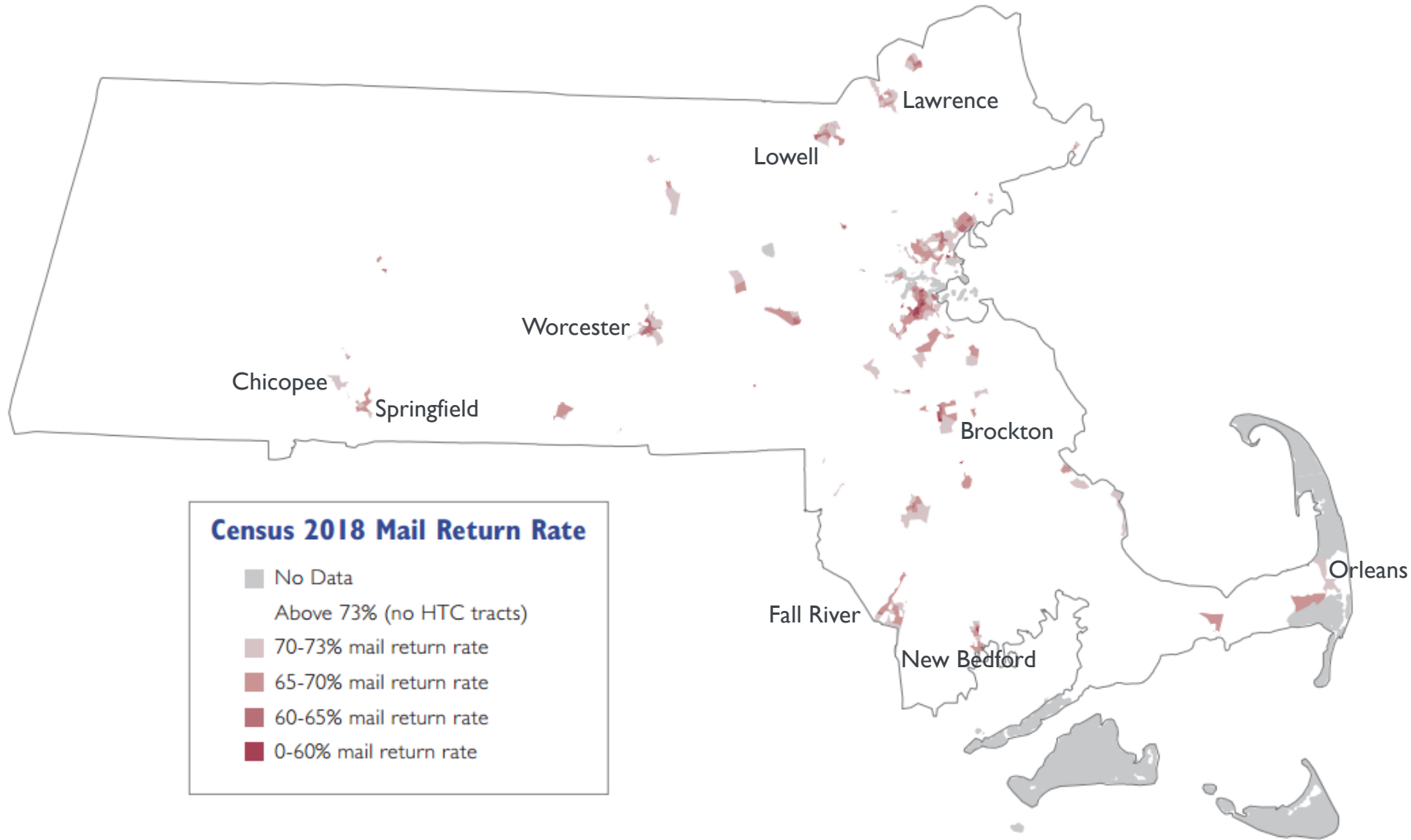
Examples:

- Type of housing (e.g. single family, apartment, mobile home)
- Computer ownership (e.g. desktop, laptop, smartphone, tablet)
- Educational attainment
- Health insurance coverage
- Country of birth
- Employment
- Income
- Mode of transportation to work

What areas of the state are hardest to count?

One quarter of all tracts in Massachusetts are hard to count.

HTC tracts (Census tracts with return rates less than 73%). Massachusetts

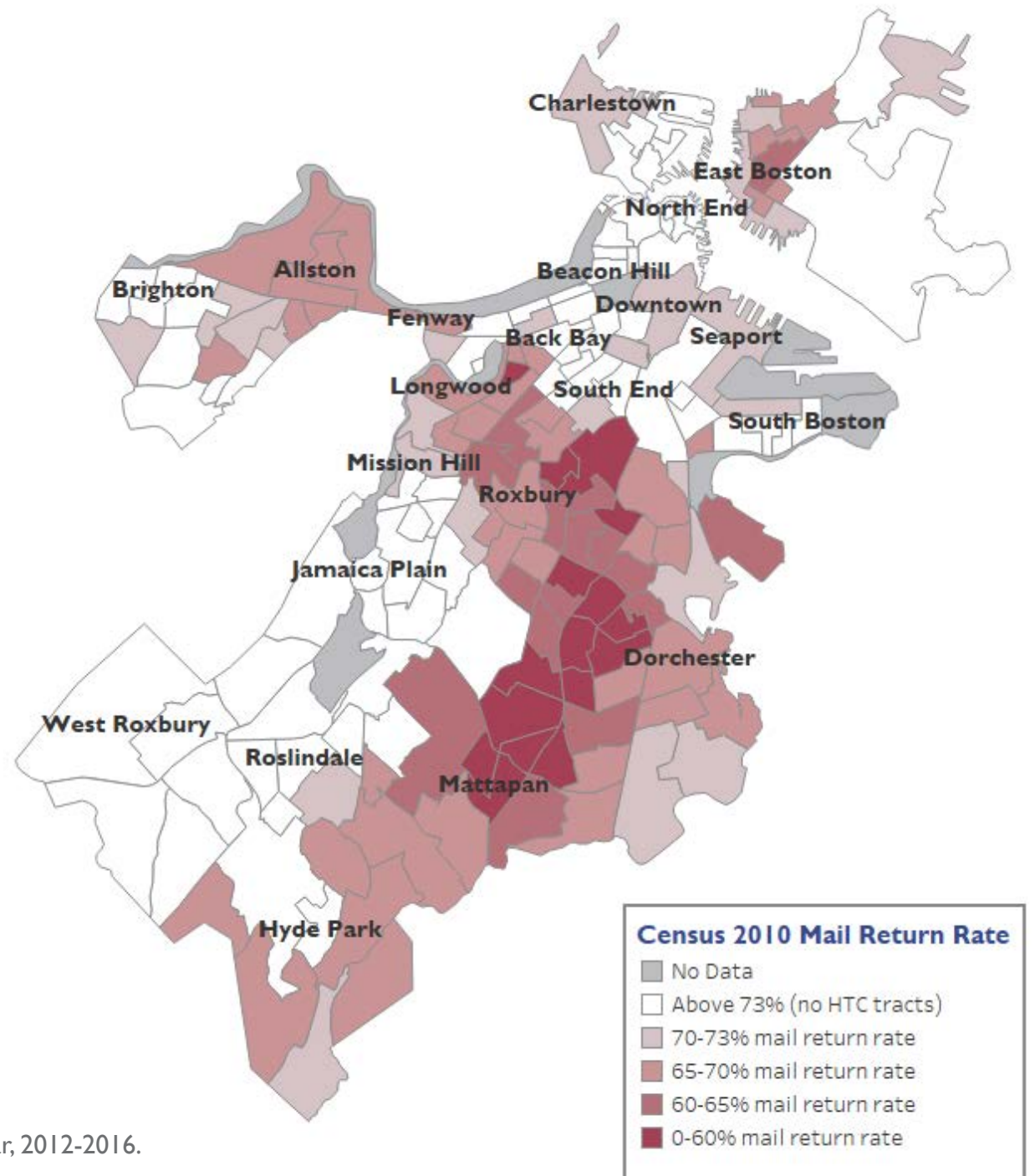


Source: Census Planning Database, 2012–2016

People who are less likely to return their Census forms include those who:

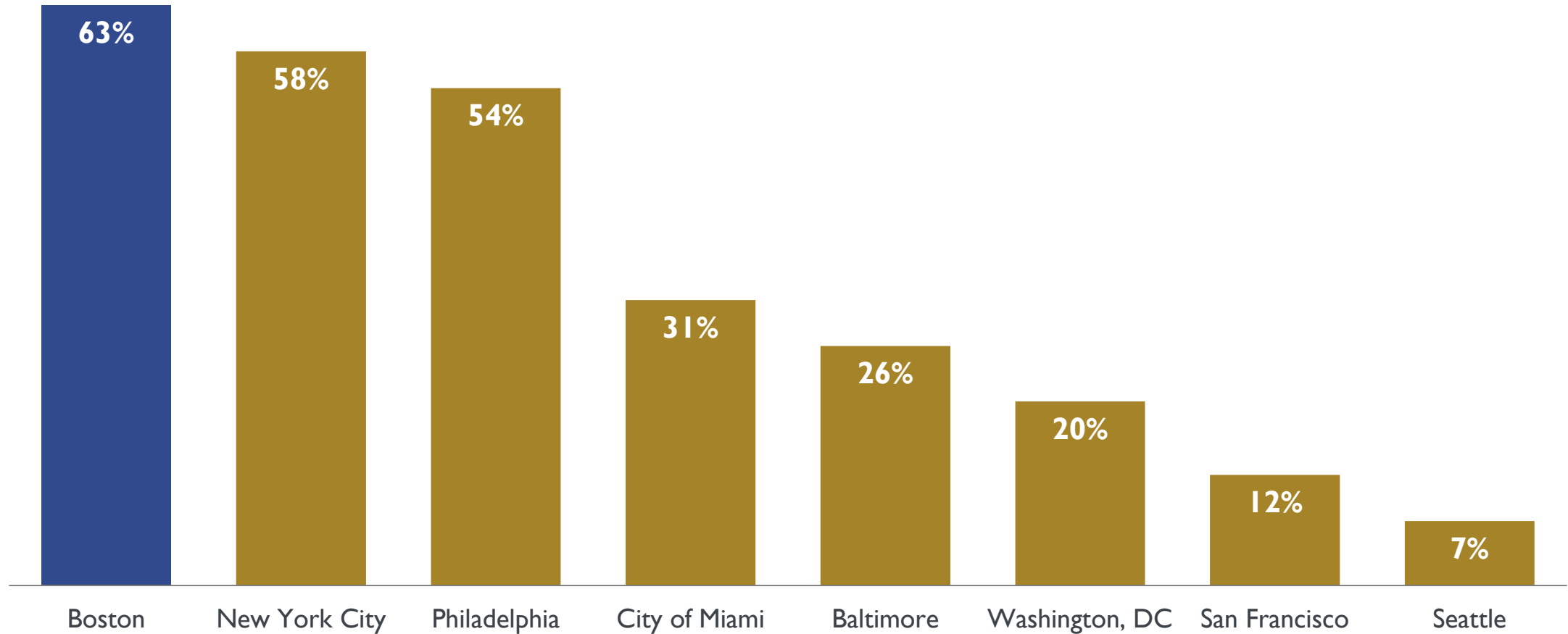
1. Rent or move frequently
2. Live in group quarters
3. Live in non-family households (with unrelated friends or roommates)
4. Distrust the government
5. Speak a less common language
6. Have lower incomes or lower educational attainment
7. Live in homes with non-standard addresses, like accessory dwelling units or very rural homes

**Nearly 415,000
Bostonians live in
hard to count tracts.**



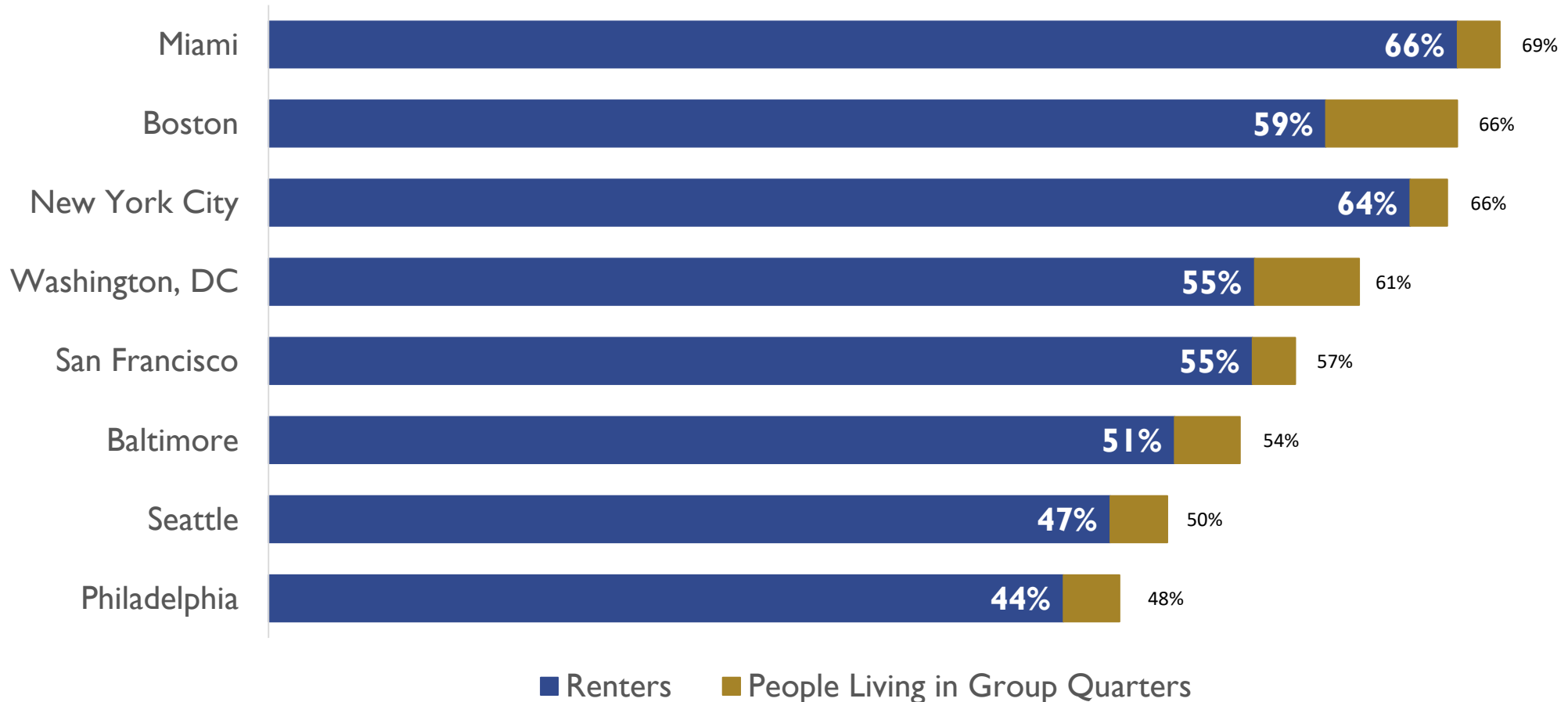
More Bostonians live in hard to count tracts than do residents of similar cities.

Percent of population living in HTC tracts, among similar cities in 2014

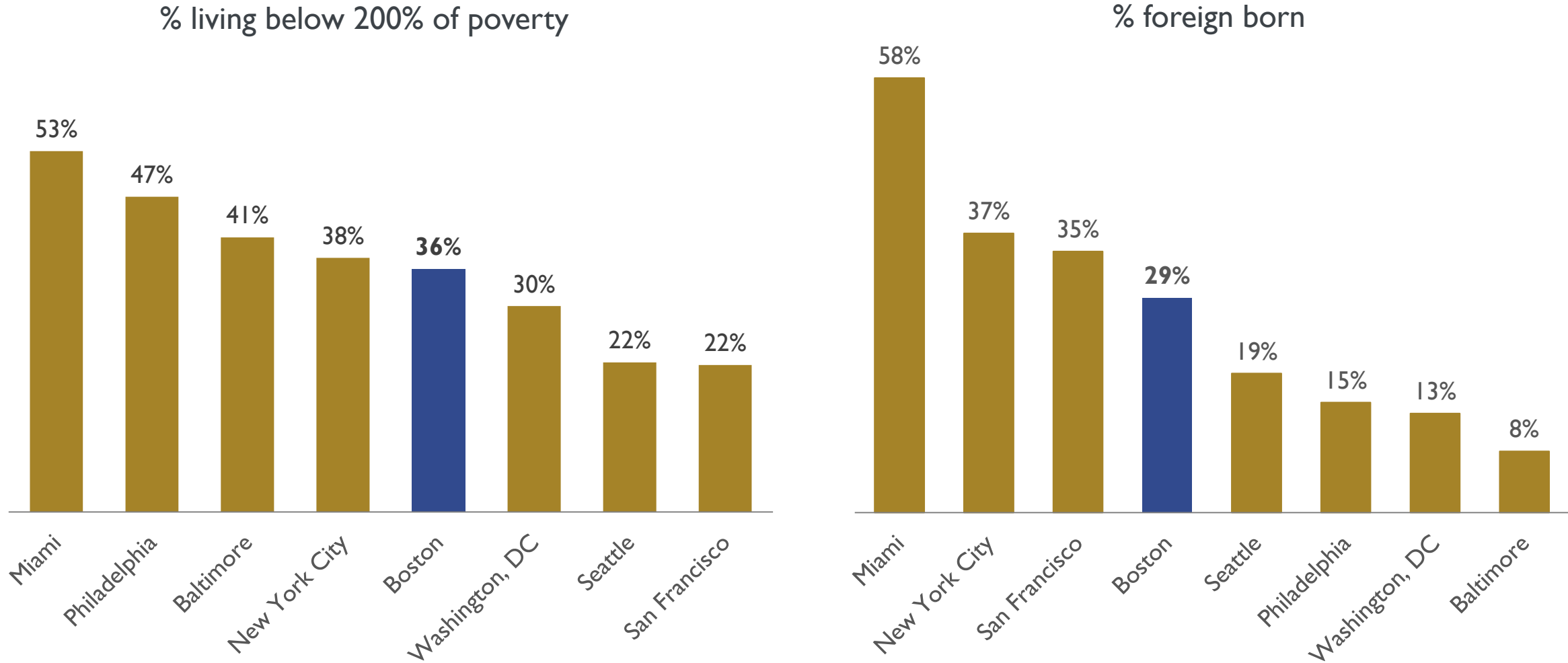


Boston's rental and group quarters populations make up 2/3rds of the city, the second most of similar cities.

Percent of population living in rental housing and group quarters (inclusive of non-family rental housing populations), 2016



Boston has large low-income and foreign born populations, comparable with those in similar cities.



Source: American Community Survey, 2016

How do Census counts affect federal funding to Massachusetts?

Census-Guided Health Care Funding

Program	Description	Funding to Massachusetts	Where might an undercount affect future funding?	Source
Medicaid (MassHealth)	Provides free or low-cost health care to low-income people, children, pregnant women, the elderly and people with disabilities.	\$9,900,000,000 (FY19)	No Impact on MA (see <i>FMAP formula on previous page</i>)	MB
Medicare Part B	Provides health insurance for seniors and certain disabled persons.	\$1,627,636,428 (FY15)	National Impact	GW
Children's Health Insurance Program (CHIP)	Provides health insurance to families that earn too much to qualify for Medicaid but not enough to buy private insurance.	\$600,500,000 (FY19)	Some State Impact	MB
Health Center Programs	Provides health care to people in underserved communities.	\$113,597,650 (FY15)	State Impact	GW

Census-Guided Housing and Transportation Funding

Program	Description	Funding to Massachusetts	Where might an undercount affect future funding?	Source
Section 8 Housing Choice Vouchers	Provides rental assistance to low-income individuals and families.	\$943,359,000 (FY15)	Some State Impact	GW
Section 8 Housing Assistance Payments Program	Provides rental assistance to low-income individuals and families.	\$664,456,535 (FY15)	Some State Impact	GW
Highway Planning and Construction	Helps states construct and repair National Highway System roads and bridges.	\$613,770,112 (FY15)	State Impact	GW
Low Income Home Energy Assistance Program (LIHEAP)	Helps low-income families pay for weatherization and heating or cooling services.	\$136,500,000 (FY19)	Some State Impact	MB
Community Development Block Grant—Entitlement and Non-Entitlement	Funds local community development activities such as affordable housing and infrastructure development.	\$61,000,000 (FY17)	State Impact	MB

Census-Guided Food and Nutrition Funding

Program	Description	Funding to Massachusetts	Where might an undercount affect future funding?	Source
Supplemental Nutrition Assistance Program (SNAP)	Helps low-income individuals and families purchase healthy food.	\$1,202,312,621 (FY15)	National Impact	GW
National School Lunch Program	Provides low-cost or free lunches in school.	\$175,868,343 (FY15)	National Impact	GW
Special Supplemental Nutrition Program for Women, Infants, and Children (WIC)	Provides food and nutrition education for low-income women and children.	\$79,000,000 (FY19)	State Impact	MB

Census-Guided Social Services Funding

Program	Description	Funding to Massachusetts	Where might an undercount affect future funding?	Source
Child Care Development Block Grant – Discretionary	Supports the state-level development of child care programs and policies, including a focus on expanding care for low-income children.	\$35,300,000 (FY19)	State Impact	MB
Child Care Development Fund Mandatory and Matching Fund – Entitlement		\$75,500,000 (FY19)	State Impact	MB
Foster Care (Title IV-E)	Supports state child welfare and protection programs, including Foster Care.	\$100,100,000 (FY19)	No Impact on MA (based on FMAP formula)	MB
State Vocational Rehabilitation Services Program	Supports assessment, counseling and services for persons with disabilities.	\$47,400,000 (FY19)	State Impact	MB
Social Services Block Grant	Provides resources to support families, prevent abuse and reduce unnecessary institutionalization.	\$33,200,000 (FY19)	State Impact	MB
Adoption Assistance (Title IV-E)	Supports state child welfare and protection programs, particularly adoption assistance for special needs children.	\$29,700,000 (FY19)	No Impact on MA (based on FMAP formula)	MB

Census-Guided Education Funding

Program	Description	Funding to Massachusetts	Where might an undercount affect future funding?	Source
Special Education Grants (IDEA)	Supports the provision of local special education services for children with disabilities.	\$290,900,000 (FY19)	State Impact	MB
Title I Grants to Local Education Agencies	Provides additional resources to schools and districts with large low-income populations.	\$244,400,000 (FY19)	State Impact	MB
Head Start/Early Head Start	Supports locally-run preschool programs to help low-income children prepare for kindergarten.	\$156,500,000 (FY17)	State Impact	MB

National issues related to Census 2020

Likely addition of a citizenship question

- Citizenship question has not gone through the standard testing and vetting process.
- Experts worry that this question will depress the count, particularly among non-citizens.
- The citizenship question is being challenged in court.

2020 will be the first online Census.

Prior approach:

1. Questionnaire mailed to every household
2. Household completes and mails back
3. If no response from household, Census workers followed-up in person or on phone to encourage response

2020 web-centric approach:

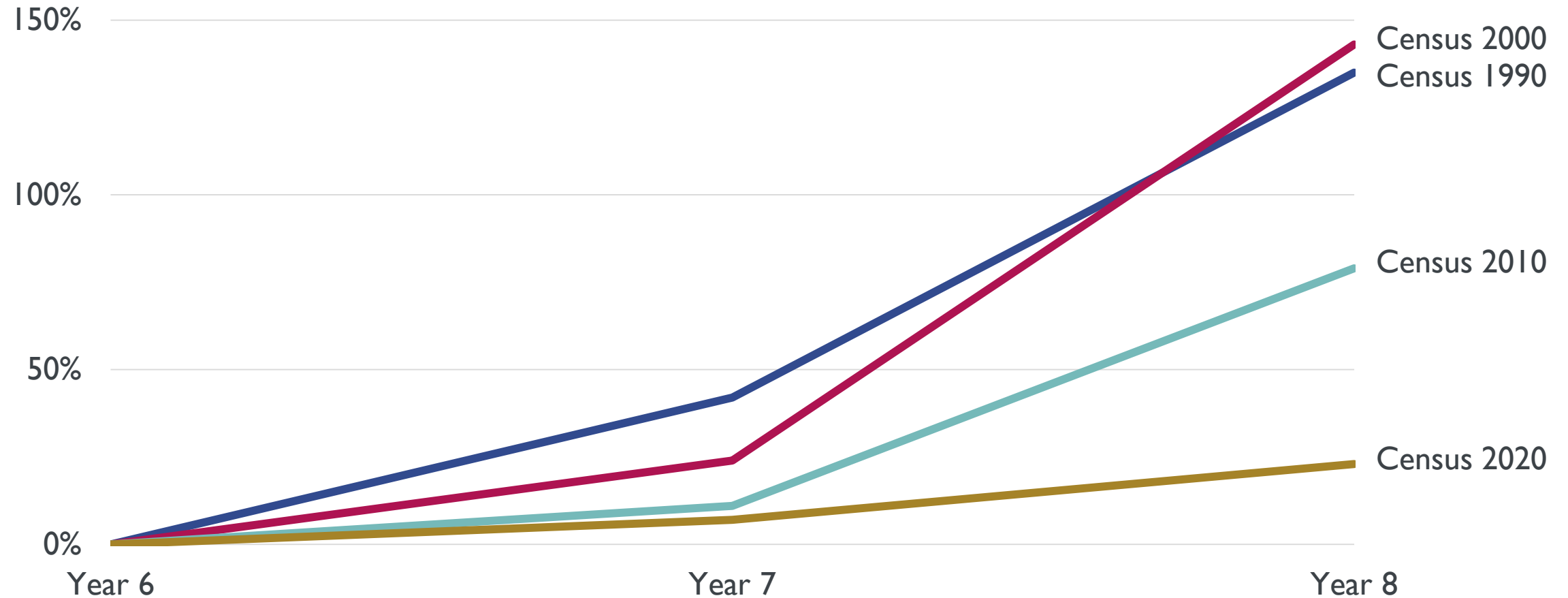
1. Simple mailers sent to every household with instructions on how to complete online questionnaire
2. Household completes it online
3. If no response from household, paper questionnaire will be mailed
4. If still no response, Census workers follow-up in person or on phone to encourage response

Privacy and the Census

- Census Bureau pledges that it *“will never share a respondent’s personal information with immigration enforcement agencies, like ICE; law enforcement agencies, like the FBI or police; or allow it to be used to determine their eligibility for government benefits.”*
- Ultimate success will depend on Census Bureau’s ability to convince the public that this information will indeed be protected from misuse.

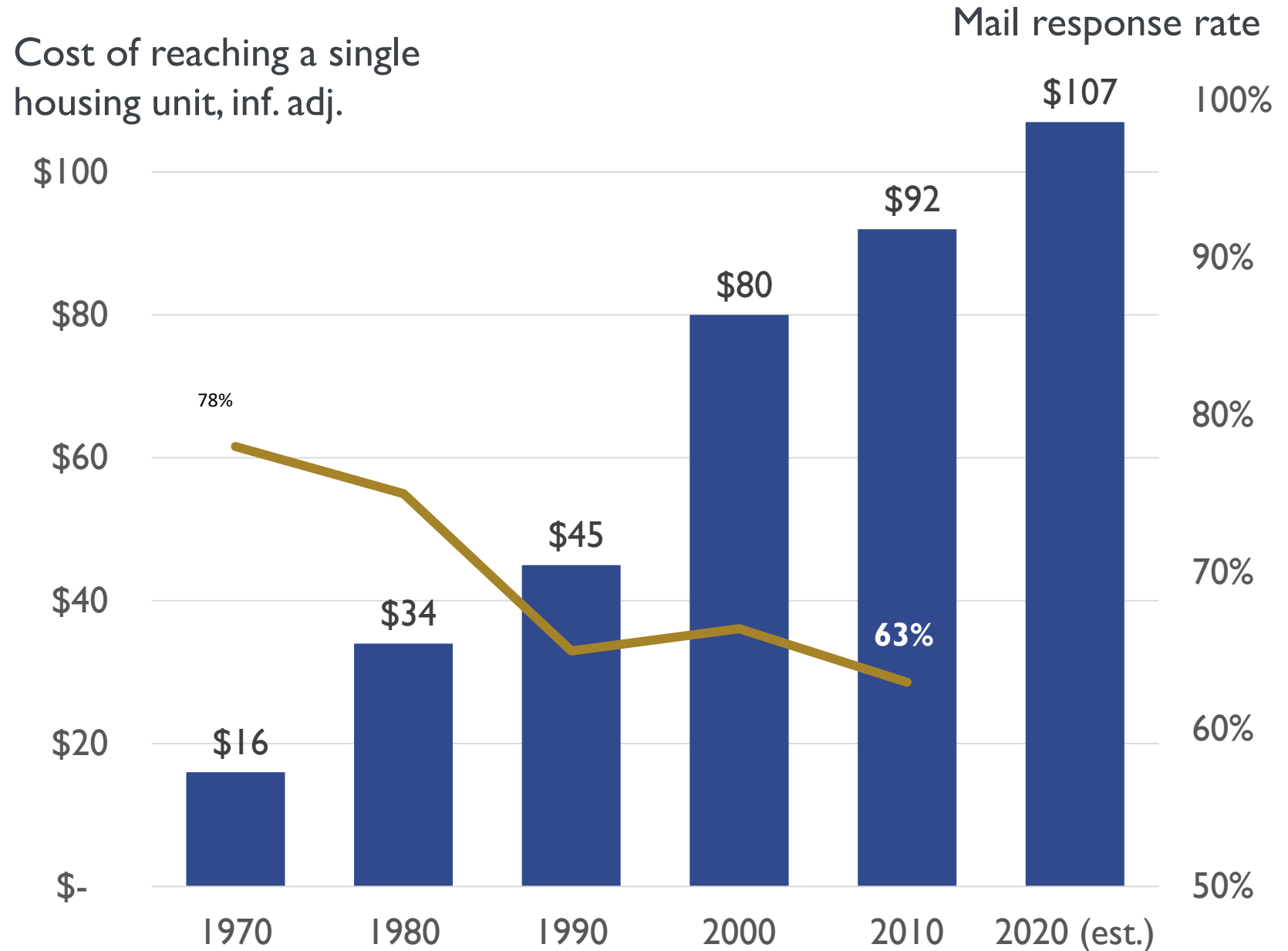
Census Bureau funding for 2018 was far less than at this point in previous decennial Census cycles.

Change in Census Bureau budget relative to year 6 of each decade



Note: All years are fiscal years. Figures show discretionary budget authority in each year of the decade relative to that in the sixth year
Source: Center on Budget and Policy Priorities

As mail response rates have decreased, the cost of reaching every household in the United States has increased.



Source: 1970-2010 data from U.S. Government Accountability Office report "2020 Census: Continued Management Attention Needed to Mitigate Key Risks Jeopardizing a Cost-Effective and Secure Enumeration". 2020 data from Census Bureau's "2020 Census Life-Cycle Cost Estimate Executive Summary"

Thank you!

www.bostonindicators.org