

Scientific & Cultural Facilities District



Culture for All.

SCFD Statute Emphasizes Public Benefit

To "provide for the enlightenment and entertainment of the public through the production, presentation, exhibition, advancement, or preservation of art, music, theater, dance, zoology, botany, natural or cultural history."

Recipients must "Principally benefit the residents of the District"

Support for regional and local cultural programs.

County Cultural Councils Fund Local/Regional Organizations

- Determine funding priorities.
 - Interview applicants.
 - Review grants and reports.
 - Allocate funds.
 - Submit funding plan to the county commissioner/city council.
- Have to know your funding priorities and how to fund 'em!*

Regional

28 organizations

Annual operating income (AOI) threshold (\$1.6M) to qualify for tier. Share is based on AOI and audited paid attendance.

SCFD at a Glance

Regional support for public access to arts, culture & science
1 penny on \$10 sales tax adopted by voters in 1988
Almost 300 organizations received funds in 2016
7 metro counties comprise District

Largest cultural tax district in the country
4,500 sq. miles (bigger than RI and DE combined)
\$54m revenue; 3.1m residents; 1/4 states population

International/National/Regional

Denver Art Museum
Denver Botanic Gardens
Denver Center for Performing Arts
Denver Museum of Nature and Science
Denver Zoo

SCFD Model

Regional revenue sharing tax district

Three scenarios for levies, not recommended for a majority group of recipients direct.

Features of the District

- No local levies
- No local property taxes
- No local sales taxes
- No local income taxes
- No local property taxes
- No local sales taxes
- No local income taxes



Wonder looks good on you.

Local/Regional

approximately 250 local, community-based organizations

Each county receives 1/4 of total funds in same proportion as levies collected for each county.

Funded through local county cultural councils through annual grant programs.



Regional Social Enterprise of Arts, Science & Events

Organizational & Public Domain

• Non-profit organization
• Non-partisan
• Non-union
• Non-religious
• Non-ethnic
• Non-racial
• Non-sexual orientation
• Non-gender identity
• Non-physical ability
• Non-religious
• Non-ethnic
• Non-racial
• Non-sexual orientation
• Non-gender identity
• Non-physical ability



Culture for All.

SCFD at a Glance

Regional support for public access to arts, culture & science

1 penny on \$10 sales tax adopted by voters in 1988

Almost 300 organizations received funds in 2016

7 metro counties comprise District




Largest cultural tax district in the country:
4,500 sq. miles (bigger than RI and DE combined)
\$54m revenue; 3.1m residents; 1/2 state's population

theater, d
cultural hi

Recipients mu
"Principally be
residents of th

SCFD Model

Regional revenue sharing tax district



or All.

nce

, culture & science

oters in 1988

nds in 2016

trict



SCFD Statute Emphasizes Public Benefit

To “provide for the enlightenment and entertainment of the public through the production, presentation, exhibition, advancement, or preservation of art, music, theater, dance, zoology, botany, natural or cultural history.”

Recipients must
“Principally benefit the
residents of the District.”

Support for regional and
local cultural programs.

County Cultural C
Fund Local/Regional C

Commissioners or city council appoint

Determine funding priorities


interview applicants

Review grants and reports

Submit funding plan to the county comm

Great deference given funding plans—“shall

Recipients must
“Principally benefit the
residents of the District.”



Support for regional and
local cultural programs.

Country:
(combined)
population

SCFD Model

Regional revenue sharing tax district

Three separate tax levies,
each correlated to a
statutory group of
recipients (tiers)

Features of the District

- 98.5% of revenue distributed to organizations
- Distribution to groups by formulas
- Provides general operating & project support
- Sunset provision (June 2030 next sunset)
- Annual per capita cost = -\$17
- 11-member board of directors: 1 appointed from each of the 7 counties and 4 appointed by Governor

e tax levies,
ated to a
group of
s (tiers)

Features of the District

- 98.5% of revenue distributed to organizations
- Distribution to groups by formulas
- Provides general operating & project support
- Sunset provision (June 2030 next sunset)
- Annual per capita cost = ~\$17
- 11-member board of directors: 1 appointed from each of the 7 counties and 4 appointed by Governor

Press **Esc** to exit full screen

International/ National/Regional

Denver Art Museum
Denver Botanic Gardens
Denver Center for Performing Arts
Denver Museum of Nature and Science
Denver Zoo



Regional

28 organizations



Annual operating income (AOI) threshold (\$1.61m) to qualify for tier.
Share is based on AOI and audited paid attendance.




Local/Regional

approximately

250 local, community-based organizations

each county receives % of Tier III funds in same proportion as taxes collected to fund



funded through local county cultural councils
through annual grant process

\$176.4 M

SCIENTIFIC AND CULTURAL
FACILITIES DISTRICT
\$53.2M

OTHER
\$13.0M

GOVERNMENT
\$23.6M

CBCA 2016 Economic

Financial & Social S
Arts, Culture &
Organizations in M

- \$1.8 billion in economic activity generated
- \$512 million in economic impact -
- 3.9 million students in 2015
- Generated 10,731 jobs
- 13.9 million people attended cultural events
- Free attendance at the cultural went down 9%
- Majority of SCFD organizations provide free programming throughout the year. Without SCFD, these free days and activities would be lost.
- Colorado ranks top in the country for public participation in the arts and theater performance and art museum attendance.

County Cultural Councils Fund Local/Regional Organizations

Commissioners or city council appoint volunteers

Determine funding priorities

interview applicants

Review grants and reports

allocate funds

Submit funding plan to the county commissioners or city council

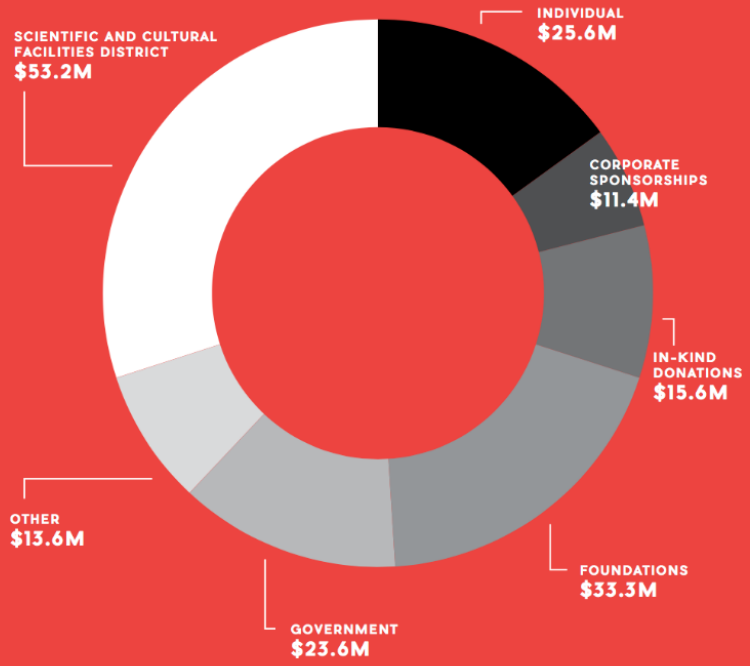
Great deference given funding plans—"shall be binding on the board"



TOTAL CONTRIBUTIONS

\$176.4 MILLION

(UP 5.5% FROM 2013)



S

Financial & Social Significance of Arts, Culture & Scientific Organizations in Metro Denver

- \$1.8 billion in economic activity generated by cultural organizations
- \$512 million in economic impact - new money
- 3.9 million students in 2015
- Generated 10,731 jobs
- 13.9 million people attended cultural events
- Free attendance at the cultural went up 3%, while paid attendance went down 9%
- Majority of SCFD organizations provide cultural opportunities for free throughout the year. Without SCFD support, most report that these free days and activities would not be possible.
- Colorado ranks top in the country for classical music concert, dance and theater performance and art museum attendance. NEA's Survey of Public Participation in the Arts



Wonder looks good on you.